





Irena Köstenbauer



# CONTENTS

<b><i>Welcome to English</i></b> .....	3 - 5
▪ Greetings, useful English classroom words and phrases	
▪ Review	
<b><i>Nouns</i></b> .....	6 - 23
▪ Articles A and AN – rules, examples and exercises	
▪ Countable and uncountable nouns - SOME and ANY, statements questions and negations, exercises	
▪ Nouns in plural – how to form plural forms, irregular plural forms exceptions, exercises	
▪ Genitive in English - singular and plural forms, use of >OF< rules, examples and exercises	
▪ Things to remember - Review	
<b><i>Fun with spelling</i></b> .....	24 - 27
▪ Differences in spelling between German and English	
▪ English alphabet and how to spell the words	
▪ Problems with spelling - false friends, common mistakes	
<b><i>Verbs</i></b> .....	28 - 42
▪ Simple Present Tense, key words, adverbs of time, rules examples and exercises	
▪ Forms of the verbs >to be< and >to have<, short forms	
▪ Present Progressive Tense, key words, rules, exercises	
▪ Things to remember - Review	
<b><i>Asking questions in English</i></b> .....	43 - 52
▪ Step 1 - modal and auxiliary verbs – rules, examples, exercises	
▪ Step 2 - full verbs –questions with DO / DOES, rules, exercises	
▪ Things to remember - Review	
<b><i>Key</i></b> .....	53 - 54



### Exercise 3 (Übung 3)

Fill in the correct words – **SOME** or **ANY**.

Füge die richtigen Wörter ein: **SOME** oder **ANY**.

1. I cannot make you a sandwich.

I haven't got \_\_\_\_\_ bread at home.



2. Give me \_\_\_\_\_ milk, please.



3. Have you got \_\_\_\_\_ chocolate?



4. I haven't got \_\_\_\_\_ orange juice,  
but I have \_\_\_\_\_ tea.



5. I would like \_\_\_\_\_ bread and  
\_\_\_\_\_ butter, please.



6. \_\_\_\_\_ coffee and \_\_\_\_\_ milk, please.



7. I have \_\_\_\_\_ hot chocolate for you.



8. Give me \_\_\_\_\_ cheese, please.



9. I am sorry, I haven't got \_\_\_\_\_ coke.



10. Is there \_\_\_\_\_ tea in the box?



3.



- Hauptwörter in Mehrzahl. Um ein Hauptwort in Mehrzahl zu bilden hängst du ein **>S<** am Ende des Hauptwortes an.

#### Singular (Einzahl)

a book  
a cat  
an egg

#### Plural (Mehrzahl)

book**s**  
cat**s**  
egg**s**



- Wenn ein Hauptwort mit einem Zischlaut (s, x, sh, ch, z) endet, kannst du kein **>S<** daran anhängen denn ansonsten könntest du das Wort nicht richtig aussprechen.  
In diesem Fall bildest du die Mehrzahl mit der Endung **>ES<**

#### Singular (Einzahl)

a box  
a class  
a watch

#### Plural (Mehrzahl)

box**es**  
class**es**  
watch**es**



- Wenn ein Hauptwort mit einem **Mittellaut** und einem **>Y<** endet, ändert sich die Schreibweise in der Mehrzahl.

Beispiel: COUNTRY**Y**

BAB**Y**

COP**Y**

LOLL**Y**

In diesem Fall bildest du die Mehrzahl mit der Endung **>IES<**

#### Singular (Einzahl)

a country  
a baby  
a copy  
a lolly

#### Plural (Mehrzahl)

countri**es**  
bab*ies*  
cop*ies*  
loll*ies*



## Verb HAVE GOT – Zeitwort HABEN



I have got – ich habe  
You have got – du hast

He has got – er hat  
She has got – sie hat  
It has got – es hat



We have got – wir haben  
You have got – ihr habt  
They have got – sie haben

**ENGLISH IS A FUNNY LANGUAGE!!!**



**AUFGEPASST!** Du kannst die Formen so abkürzen!

I have got = I`ve got

you have got = you`ve got

he has got = he`s got

she has got = she`s got

it has got = it`s got

we have got = we`ve got

they have got = they`ve got

## Exercise 17 (Übung 17)

What have they got? Write the sentences.  
Was haben sie? Schreibe die Sätze.



Example: She / he has got a pen.

1. ....



2. ....



3. ....




4. ....



5. ....



6. ....



7. ....



8. ....

